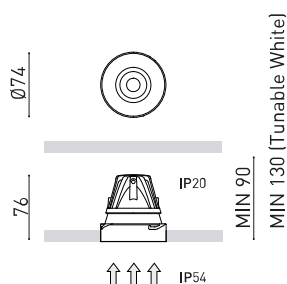




### Dimensions



### Accessories



TRIMLESS TOOL



DRIVER OPTIONS

### PRODUCT

Name	BUDDY TRIMLESS DIM TO WARM N
Reference	A5071239N
Colour	Matt black
RAL	9005
Category	CEILING RECESSED

### LIGHT SOURCE

Type	LED
Gross luminous flux	650 lm
Colour temperature	Dim to warm 3000 - 1800 K
Chromatic stability	MacAdam Step 3
Colour Rendering Index	CRI>90
Power	6 W
Current	350 mA
Efficacy	108 lm/W
LED lifespan	L80B10 >55.000h
Energy efficiency class	F

### LIGHTING FIXTURE | PHOTOMETRIC DATA

Lighting efficiency	61%
Light beam angle	54°

### LIGHTING FIXTURE | ELECTRICAL DATA

Driver	Excluded
Dimming	DALI / Phase Cut
Electrical insulation class	II

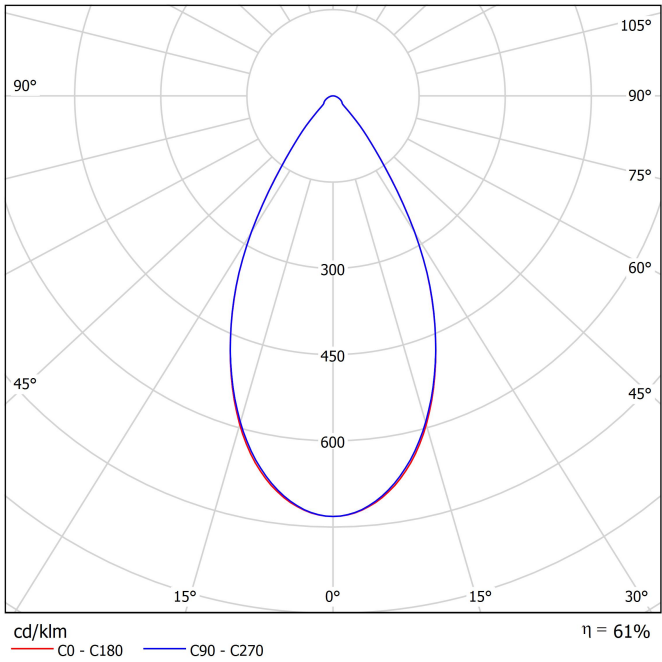
### OTHER DATA

Sealing	IP54
Wireless control	Please Consult
Recess measurements	Ø79 mm
Weight	140 g
Packaged weight	211 g
Packaging dimensions	139 x 105 x 90 mm
Units per package	1
Materials	Aluminium / Polycarbonate / Polymethyl Methacrylate

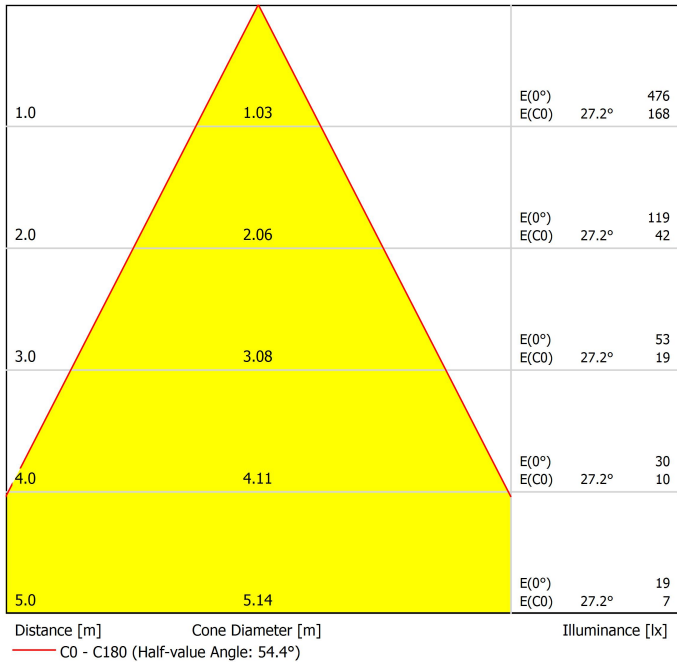


The sophistication of recessed lighting. Buddy is here to maximise the luminous performance of the classic recessed luminaire. It emerges with a solid and purposeful design, greater energy savings and excellent visual comfort. The product family comes in several versions with four opening angles -flood, medium, spot and super spot-. The dim to warm technology enables Buddy to facilitate comfort to the space by dimming the intensity and colour temperature. Furthermore, with the tunable White feature it can be controlled independently. Its four versions per position demonstrate its versatility: recessed, trimless, tilt and the tilt trimless version, which maintains its light output at all opening angles.

Polar diagram

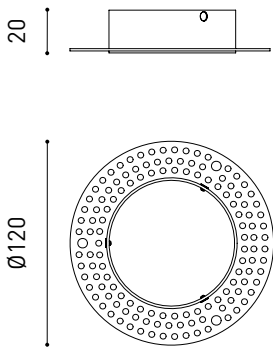


Conical diagram



UGR

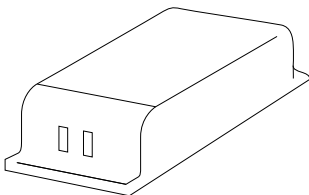
Glare Evaluation According to UGR												
p Ceiling		70	70	50	50	30	70	70	50	50	30	30
p Walls		50	30	50	30	30	50	30	50	30	30	30
p Floor		20	20	20	20	20	20	20	20	20	20	20
Room Size X Y		Viewing direction at right angles to lamp axis					Viewing direction parallel to lamp axis					
2H	2H	12.4	13.2	12.6	13.4	13.6	12.4	13.2	12.7	13.4	13.6	
	3H	14.1	14.8	14.4	15.0	15.2	14.1	14.8	14.4	15.0	15.3	
	4H	14.7	15.3	15.0	15.6	15.9	14.7	15.4	15.0	15.6	15.9	
	6H	15.1	15.7	15.5	16.0	16.3	15.2	15.8	15.5	16.0	16.3	
	8H	15.3	15.8	15.6	16.1	16.4	15.3	15.9	15.6	16.2	16.5	
4H	12H	15.3	15.9	15.7	16.2	16.5	15.4	15.9	15.7	16.2	16.6	
	2H	13.0	13.6	13.3	13.9	14.2	13.0	13.7	13.3	13.9	14.2	
	3H	14.9	15.4	15.2	15.7	16.0	14.9	15.4	15.2	15.7	16.1	
	4H	15.6	16.1	16.0	16.4	16.8	15.6	16.1	16.0	16.4	16.8	
	6H	16.2	16.6	16.6	16.9	17.3	16.2	16.6	16.6	17.0	17.3	
8H	8H	16.3	16.7	16.8	17.1	17.5	16.4	16.7	16.8	17.1	17.5	
	12H	16.5	16.8	16.9	17.2	17.6	16.5	16.8	16.9	17.2	17.6	
	4H	15.9	16.2	16.3	16.6	17.0	15.9	16.3	16.3	16.6	17.0	
	6H	16.6	16.8	17.0	17.2	17.7	16.6	16.9	17.0	17.3	17.7	
	8H	16.8	17.0	17.3	17.5	18.0	16.8	17.1	17.3	17.5	18.0	
12H	12H	17.0	17.2	17.5	17.6	18.1	17.0	17.2	17.5	17.7	18.2	
	4H	15.9	16.2	16.3	16.6	17.0	15.9	16.2	16.3	16.6	17.0	
	6H	16.6	16.8	17.1	17.3	17.7	16.6	16.9	17.1	17.3	17.8	
	8H	16.9	17.1	17.4	17.5	18.0	16.9	17.1	17.4	17.6	18.1	
Variation of the observer position for the luminaires distances S												
S = 1.0H		+2.5 / -1.5					+2.5 / -1.5					
S = 1.5H		+4.6 / -1.8					+4.6 / -1.8					
S = 2.0H		+6.4 / -2.2					+6.3 / -2.1					
Standard table		BK03					BK03					
Correction Summand		0.3					0.3					
Corrected Glare Indices referring to 650lm Total Luminous Flux												



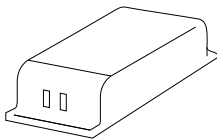
PRODUCT	
Model	BUDDY Trimless Accessory
Reference	A507-10-90
Material	Iron
Coating	Zinc plated
Category	Accessories

MANDATORY FOR INSTALLATION





DRIVER OPTIONS			P	I	CCT	Flux
BUDDY 1	NO DIM	0434-01-85	4W	125mA	2700K	760lm
					3000K	790lm
					3500K	795lm
					4000K	800lm
BUDDY 2	NO DIM	0434-01-86	6,6W	200mA	2700K	1150 lm
	DALI	0434-01-89			3000K	1200 lm
	CASAMBI	0434-01-91			3500K	1210 lm
	PHASE CUT	0434-01-92			4000K	1220 lm
BUDDY Super Spot	NO DIM	0434-01-87	6W	500mA	2700K	750 lm
	DALI	0434-01-88			3000K	790 lm
					3500K	825 lm
					4000K	845 lm
BUDDY Tunable White	DALI	0434-01-90	6,7W	400mA	1800-4000K	690 lm
					2700-5000K	815 lm
BUDDY Dim to Warm	DALI	0434-01-94	6W	350mA	1800-3000K	650 lm
	PHASE CUT	0434-01-95				
220 240 V~			48V Please Consult			



DRIVER

0434-01-95	DRIVER 10W 350mA PHASE CUT DTW
------------	--------------------------------

PHASE CUT DIMMERS TESTED FOR COMPATIBILITY:

Brand / Manufacturer	Model number	Dimming Type
Niko	310-0190X	Trailing edge
Jung	LB-Management	Trailing edge
HZC Electric	AU-P3	Trailing edge
Philips	SED-200A	Trailing edge
Merten/Schneider	SBD315RC	Trailing edge
Etman	ETM327	Trailing edge
Etman	ETM329	Trailing edge
Casambi	CBU-TED	Trailing edge

THE PARTICULAR CONDITIONS OF EACH INSTALLATION AND THE SPECIFICATIONS AND CONDITIONS OF USE OF EACH REGULATOR, MAY DIFFER FROM THOSE CONSIDERED IN THE COMPATIBILITY TESTING, AND AFFECT ITS PERFORMANCE IN SAID INSTALLATION.

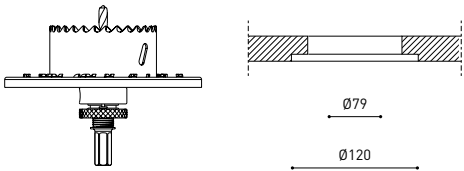
FOR MORE INFO, PLEASE CONSULT

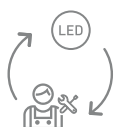


INSTALLATION GUIDE  
[https://youtu.be/sa\\_xAgj4ji4](https://youtu.be/sa_xAgj4ji4)



PRODUCT	
Model	Trimless Tool <b>D79 X D120 MM</b>
Reference	A478-00-05
Category	Accessories





Fuente de luz (LED) reemplazable por un profesional autorizado

Replaceable (LED only) light source by an authorized professional.

Source lumineuse (LED) remplaçable par un professionnel agréé

Sorgente luminosa (LED) sostituibile da parte di un professionista autorizzato

Austauschbare (LED) Lichtquelle durch einen autorisierten Fachmann



Equipo de control reemplazable por un profesional autorizado

Replaceable control gear by an authorized professional

Dispositif de commande remplaçable par un professionnel agréé

Alimentatore sostituibile da parte di un professionista autorizzato

Auswechselbares Betriebsgerät durch autorisierten Fachmann

## Instrucciones para el final de vida y la eliminación de los componentes:

## Instructions on end-of-life and component disposal:


## Instructions pour la gestion des composants en fin de vie et leur mise au rebut :

## Istruzioni per il fine vita e lo smaltimento dei componenti:

## Anweisungen zur entsorgung der Leuchtenkomponenten:



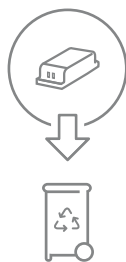
Interrumpir la alimentación del aparato  
Cut the power supply to the luminaire  
Couper l'alimentation du luminaire  
Interrompere l'alimentazione dell'apparecchio  
Stromversorgung der Leuchte unterbrechen



Quitar la(s) fuente(s) de luz para el desecho  
Remove light source(s) for disposal  
Retirer la (les) source(s) lumineuse(s) pour l'élimination  
Rimuovere la/le sorgente/e di luce per lo smaltimento  
Lichtquelle(n) zur Entsorgung entfernen



Quitar la batería para el desecho  
Remove the battery for decommissioning  
Retirer la batterie pour sa mise au rebut  
Rimuovere la batteria per la dismissione  
Die Batterie ordnungsgemäß entsorgen



Quitar el equipo de control para el desecho  
Remove control gear for disposal  
Retirer le dispositif de commande pour l'élimination  
Rimuovere l'alimentatore per lo smaltimento  
Betriebsgerät zur Entsorgung ausbauen

Enviar los materiales a un centro de recogida RAEE  
Send the materials to a WEEE collection centre  
Envoyer les matériaux dans une déchetterie DEEE  
Inviare i materiali ad un centro di raccolta RAEE  
Die Materialien in einem WEEE-Zentrum entsorgen

